



SENTRY FXR SINGLE HELICAL TUBE

Sample Coolers

SAMPLE CONDITIONING

The Sentry® FXR sample cooler cools a sample from a process stream. It may seem simple, but it is a uniquely designed small tube in a shell heat exchanger. The sample to be cooled flows through the tube side of the cooler, and the cooling fluid, usually water, flows through the shell side. The cooled sample then is taken to a laboratory for analysis or piped to in-line process instrumentation for continuous monitoring of properties such as conductivity, pH or other chemical constituents.

MODELS

FXR-6222 | FXR-6222U | FXR-6225 | FXR-62B3

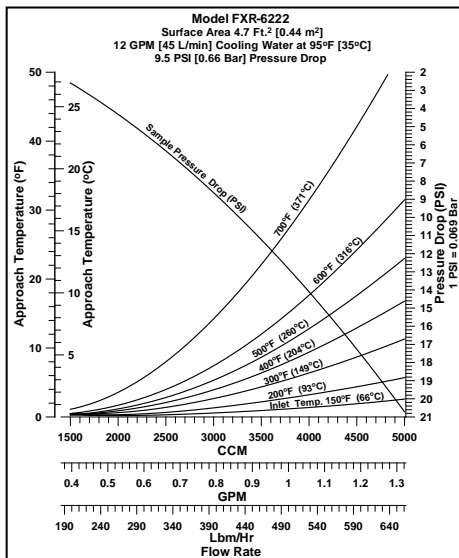
BENEFITS

The Sentry FXR sample cooler is designed for efficient and cost-effective sample cooling where higher flow is required. It offers optimal service for flows below 5000 cc per minute for single phase and 2000 cc per minute for condensing heat transfer. Standard tube side materials are 316/316L SS or Alloy 625 for high chloride cooling water applications.

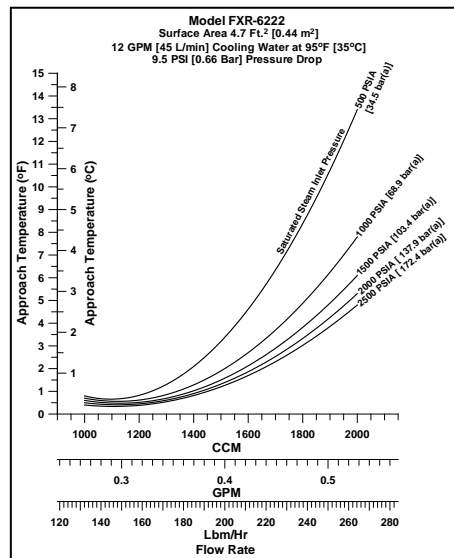


li
terf
ck
ving

PERFORMANCE CURVE - WATER



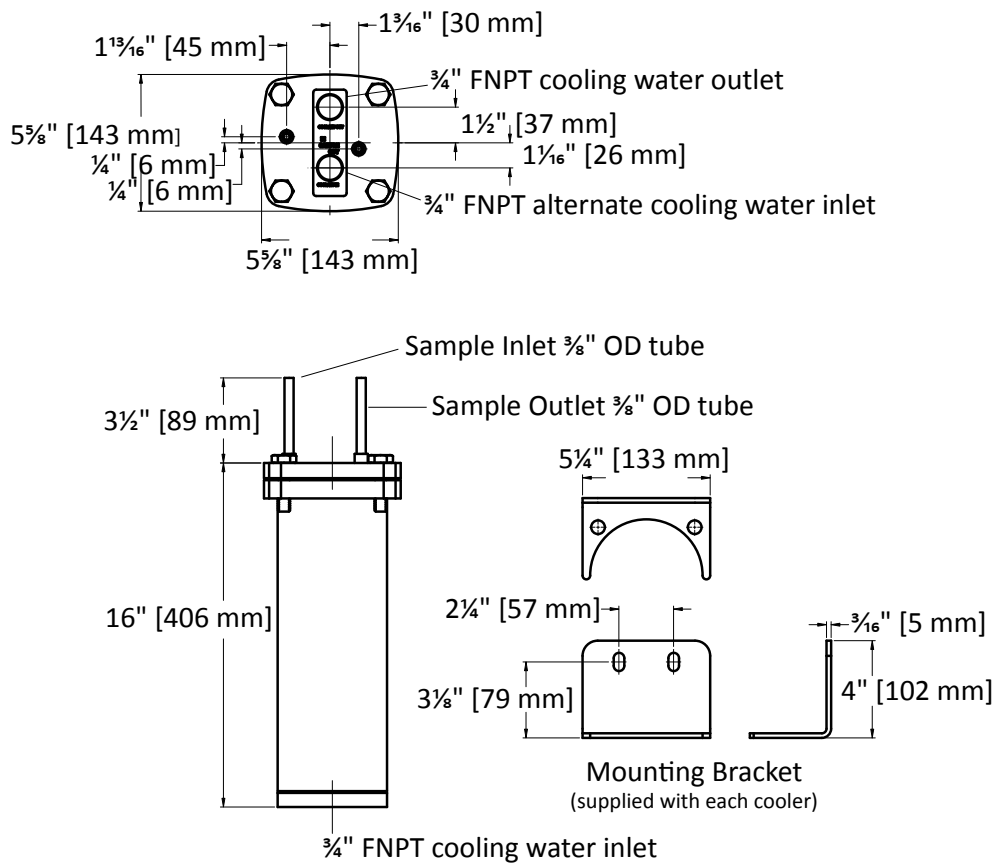
PERFORMANCE CURVE - STEAM



Sample. Monitor. Measure.

SENTRY

Any Application. Anywhere.



SPECIFICATIONS

models	shell design	tube design	tube material	shell material	area	shipping weight	part number
FXR-6222	450 psi at 650°F (31 bar at 343°C)	2000 psi at 1000°F (138 bar at 538°C)	316/316L SS 3/8 in. O.D. x 0.035 in. AW	304 SS	4.7 ft. ² (0.44 m. ²)	30 lb. (13.5 kg.)	7-03971E
FXR-6222U	300 psi at 650°F (21 bar at 343°C)	2000 psi at 1000°F (138 bar at 538°C)	316/316L SS 3/8 in. O.D. x 0.035 in. AW				7-03971F
FXR-6225	450 psi at 650°F (31 bar at 343°C)	5000 psi at 1000°F (345 bar at 538°C)	316/316L SS 3/8 in. O.D. x 0.065 in. MW				7-03971A
FXR-62B3	450 psi at 650°F (31 bar at 343°C)	3400 psi at 1100°F (234 bar at 593°C)	Alloy 625 3/8 in. O.D. x 0.035 in. AW				7-03971G

NOTES:

- U in model number denotes ASME stamped model.
- Canadian Registration Number available for ASME stamped models only. Consult factory for CRN and other options and information.
- Vessels are exempt from CE marking per PED 97/23/EC, TÜV. Vessels are below or equal to the limits set forth in Article 3, Sections 1.1, 1.2, 1.3 and Section 2 as applicable, and are designed and manufactured in accordance with sound engineering practice (meets the general requirements of the ASME Section VIII, Division 1, Boiler And Pressure Vessel Code). Nameplate will bear the Sentry and safety instructions will be included per Article 3, Section 2.

sentry-equip.com

© 2015 Sentry Equipment Corp. All rights reserved. All product and company names are property of their respective owners. It is solely the responsibility of end users, through their own testing and analysis, to select products and materials suitable for their specific application requirements, ensure they are properly installed, safely applied and properly maintained, and to limit their use to their intended purpose. Improper selection, installation or use may result in personal injury or property damage.



COMPANY WITH
QUALITY SYSTEM
CERTIFIED BY DNV GL
= ISO 9001 =